

Preparation and characterization and application of activated alumina (AA) from alum sludge for the adsorption of fluoride from aqueous solutions: new approach to alum sludge recycling

Ali Ahmad Aghapour, Hassan khorsandi, Anahita Dehghani and Sima Karimzade

Q2
Department of Environmental Health Engineering,
School of Public Health,
Urmia University of Medical Sciences,
Urmia,
Iran

ABSTRACT

Activated Alumina (AA) prepared from Alum Sludge (AS) and used in removal of fluoride from aqueous solutions. The capacity of AA in the adsorption of fluoride from water was found to be 17.75 mg/g. The maximum efficiency of fluoride adsorption was 96% at optimum condition (C = 5 mg/L, pH = 7, t = 20 min and adsorbent dosage = 5 g/L). Based on the results, it can be concluded that conversion of AS to AA can be a method to recycling of AS. Also AA can be used for adsorption of fluoride from aqueous solutions. So AS as a harmful substance to the environment turns into AA as a usable material in water treatment.

Key words | activated alumina, defluoridation, fluoride

Ali Ahmad Aghapour (corresponding author)
Islamic Republic of Iran
E-mail: aaaghapour@gmail.com

Q2

Hassan khorsandi
Anahita Dehghani
Sima Karimzade
Department of Environmental Health Engineering,
School of Public Health,
Urmia University of Medical Sciences,
Urmia,
Iran

INTRODUCTION

Fluoride and its compounds are widely used in different industries such as semiconductor manufacturing, coal-fired power plants, ceramic production, electrochemical industry, manufacture of rubber and fertilizer, and etc. (Tripathy *et al.* 2006). Therefore, the discharge of industrial wastewater containing fluoride can cause pollution of water resources and the environment (Budyanto *et al.* 2015).

Several methods have so far been used to remove fluoride in the water, some of which include adsorption (Daifullah *et al.* 2007; Chen *et al.* 2010; Krupadam *et al.* 2010; Liu *et al.* 2013; Selimoglu *et al.* 2017), precipitation (Saha 1993; Kemer *et al.* 2009; Wang *et al.* 2013), red mud (Meenakshi *et al.* 2008), ion exchange (Vaaramaa & Lehto 2003), electro dialysis (Amor *et al.* 2001), and reverse osmosis (Ndiaye *et al.* 2005).

Adsorption is one of the most widely used methods because of its simplicity of use and availability (Mohapatra *et al.* 2009). Various materials such as red mud, bone

char, zeolite, Aluminum-cerium double-metal impregnated activated carbon, granular ferric hydroxide, Chitosan, Granulation of Fe-Al-Ce nano-adsorbent, low cost adsorbent and bio-adsorbents have successfully been used to remove fluoride from drinking water (Jagtap *et al.* 2009; Kumar *et al.* 2009, 2011; Buamah *et al.* 2013; Su *et al.* 2013; Kalidindi *et al.* 2016).

Recently, a bulk of new research has been conducted to expand adsorbents modified with metal ions in order to remove fluoride (Sun *et al.* 2011). On the other hand, the concentration of aluminum as a toxic agent on to aquatic environment and harmful to human health, is very high in the AS (458–463 mg/g) (Yang *et al.* 2006). The conversion of sludge into sludge-based adsorbents (SBAs) is a more stable and sustainable method for treatment of sludge (Xu *et al.* 2015). Also by conversion of Al (OH)₃ to AA, the possibility of its reuse to solve an environmental problem is provided.

The present study sought to examine the production of AA from AS and its use in the removal of fluoride from aqueous solutions with the approach of recycling sludge from water treatment plants.

MATERIALS AND METHODS

Materials

Sodium fluoride were purchased from Merck. All reagents used were of analytical reagent grade.

Preparation and characterization of AA

The AS was used for the preparation of AA (Saha 1994; Moussavi *et al.* 2014; Aghapour *et al.* 2015b). Alum recovery from sludge achieved at a pH of 2.5 by adding sulfuric acid (1N) (Crittenden *et al.* 2012). The sludge was stirred for 30 min at 100 rpm and was then allowed to sediment for 1 h. The Supernatant of the sludge separated from it and used to prepare $\text{Al}(\text{OH})_3$ gel by adding NaOH solution (1N). AA were prepared by thermal sol-gel method. So, after reaching the pH of the solution to 8, it was stirred for 15 minutes at 40 rpm and was then allowed to sediment for 1 h. The supernatant of the suspension was then discharged and $\text{Al}(\text{OH})_3$ gel was then dried at 105 °C and calcined for 2 h in air at 700 °C (Aghapour *et al.* 2015a).

AA was characterized using Scanning Electron Microscope (SEM) and X-ray Diffraction (XRD) was also conducted to study the characterization of AA. Scanning electron microscopy (SEM) was carried out for phase surface morphology of AA and Energy Dispersive X-ray analysis (EDAX) was used to examine the elemental composition analysis of Al_2O_3 .

Determination of adsorption isotherm and kinetics

Langmuir adsorption isotherm model (Equation (1)) was used for mathematical modeling of the adsorption process (Crittenden *et al.* 2012).

$$q = \frac{Bq_m C_e}{1 + BC_e} \quad (1)$$

B and q_m : empirical constants

$q = X/M$: mass of adsorbed material to the mass of adsorbent

C_e = concentration of equilibrium

Also pseudo-second-order model (Equation (2)) was used to describe the kinetics of the fluoride adsorption process.

$$\frac{t}{q_t} = \frac{1}{k_2 q_e^2} + \frac{t}{q_e} \quad (2)$$

k_2 : Pseudo-second-order rate constant of adsorption (g/(mg min))

q_e and q_t : the amounts of fluoride adsorbed at equilibrium (mg/g) and at time t (min), respectively (Nazari & Halladj 2014).

The samples were passed through 45 μm Whatman filter and their fluoride concentration was measured according to the SPANDS method. Solid addition method was used to determine the pH of zero point of charge (pHZpc) of AA. To ensure the reliability of the results, each step is repeated twice.

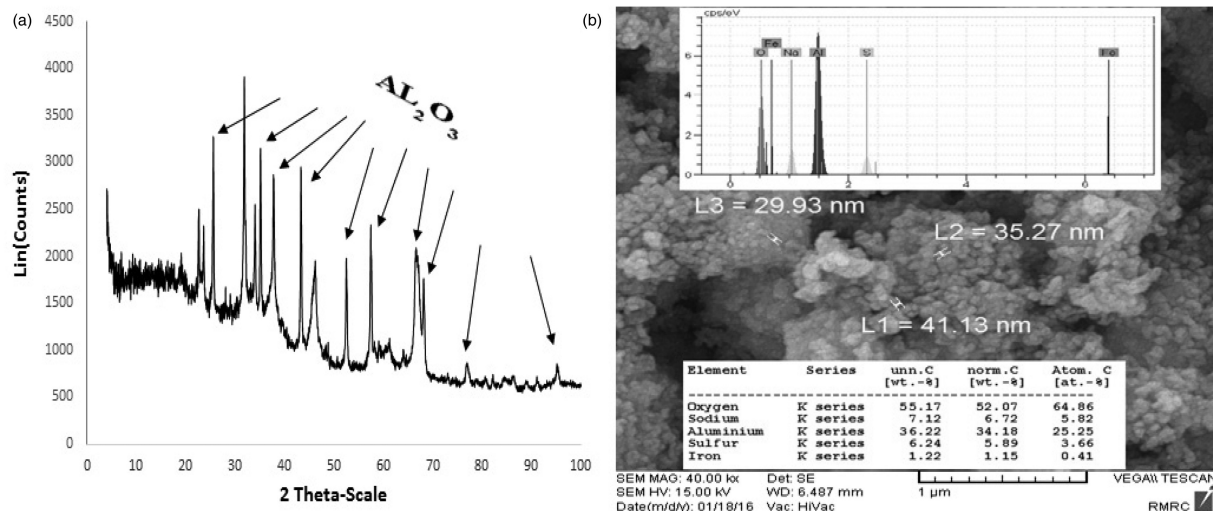
RESULTS

Characterization of AA

XRD patterns for AA are shown in Figure 1(a). The peak positions at 25.5, 35.1, 37.8, 43.2, 52.6, 57.5, 66.5, 68.2, and 95.1 ° 2 θ on the XRD pattern of AA matches the major peaks of Al_2O_3 . The matching of all major peaks on the XRD patterns of AA with pure Alumina (Al_2O_3) identifies the prepared powder as being composed of Alumina.

The surface morphologies of AA were characterized using SEM (Figure 1(b)). As seen in Figure 1(b), the surface morphology characterization by SEM demonstrates that AA is composed of micro-agglomerates with a size less than 50 nm.

Elemental analysis of AA was done using EDAX and the results are given in Figure 1(b) shows Aluminum (Al) and Oxygen (O) with weight percentages of 34.18% and 52.07% respectively which are the main elements in the prepared AA. Also, it shows that the amount of other elements (Sodium = 7.12, Sulfur = 6.24, and Iron = 1.22 wt%) are



Q7 **Figure 1** | XRD patterns (a), SEM micrograph and EDAX analysis (b) of the AA.

negligible in AA. These findings indicate that the AA has a high purity. Generally, the ratio of the production of AA from AS was determined 38.5%.

The FTIR spectra of the AA (not shown) shows the main peaks at 3,447, 1,640, 1,152, 840, and 635 cm^{-1} on the spectra that correspond to O-H (water vapor adsorbed from atmosphere), Al-C (CO_2 adsorbed from atmosphere), Al-O stretching vibration bending, S=O bending (Sulfate), and Al-O stretching vibration respectively (Kumar *et al.* 2011). The main peaks at 1,640, 1,152, and 635 cm^{-1} on the FTIR spectra are attributed to AA and clearly confirm that AA was prepared from AS. Therefore, the results of characterization of the prepared powder by XRD, SEM, EDAX, and FTIR demonstrate that AA can be successfully prepared from AS.

Influence of pH

The influence of pH on the adsorption of fluoride on AA presented in Figure 2.

The results showed that pH increase from 3 to 7 results in an increase in fluoride adsorption and the highest removal efficiency is at pH 7. This results are attributed to pH_{ZPC} of AA and the distribution of F^- at different pHs. The pH_{ZPC} of AA was determined 6.5. The efficiency of adsorption of fluoride decreases with increasing pH from 7 to 11 which is due to the distribution of F^- and HF (Tor 2006; Gong *et al.* 2012).

Due to the formation of HF in acidic pH and columbic decrease between fluoride and AA, the adsorption in acidic pH decreases. In higher pH levels, due to the accumulation of Hydroxyl ions in the surface of the adsorbent and the increase of the number of negative charges, the efficiency decreases. Because of the anionic nature of F^- , the increase in the pH level which suggests accumulation of negative charges on the surface of the adsorbent, and accordingly the repulsion between the adsorbent and the pollutant, the efficiency of fluoride adsorption reduces (Kumar *et al.* 2009; Sun *et al.* 2011). These findings confirm the results of other researchers demonstrating that the highest removal efficiency of fluoride by AA is at pH 7 (Kamble *et al.* 2007; Kumar *et al.* 2011; Sun *et al.* 2011).

As can be seen in Figure 2, the concentration of residual Aluminum in the treated water varies from 0.076 to 2.3 mg/L. A minimum of residual Aluminum concentrations (0.076 mg/L) is observed in pH 7 (Close to pH_{ZPC} of AA, 6.5). Therefore, due to the neutrality of the adsorbent surface in the pH_{ZPC} , the maximum adsorption coincides with pH_{ZPC} and minimum residual Aluminum concentrations.

Influence of the adsorbent dosage

Figure 3 shows the fluoride removal as a function of AA dosage. As can be observed in Figure 3, the removal of

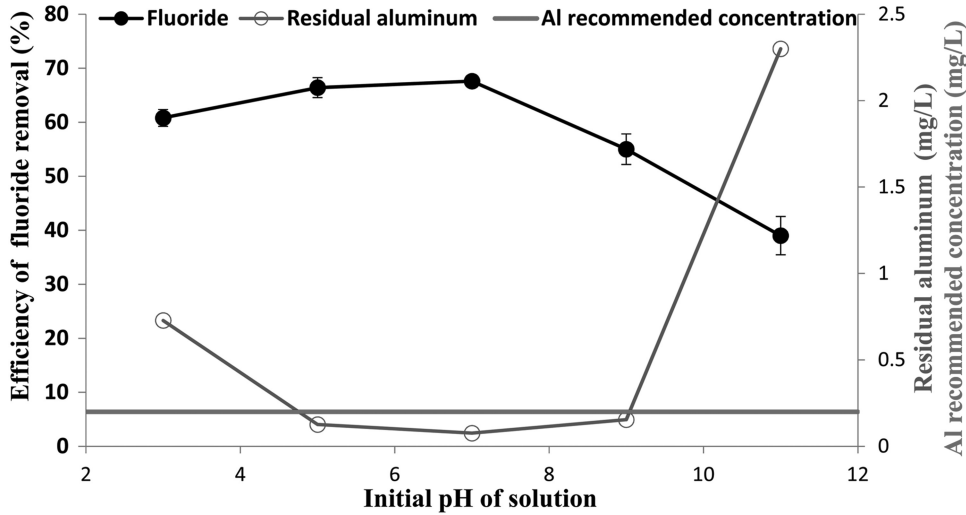


Figure 2 | Effect of initial pH on the fluoride adsorption on the AA.

fluoride by increasing the dosage of AA from 0.1 to 5 g/L has increased from 42.5% to 96%.

Therefore, due to high adsorption capacity of AA and taking into consideration the economic conditions, the adsorbent dosage of 0.2 g/L was chosen as the favorable dosage. This results are in accordance with the results of other researchers demonstrating that by increasing the absorption, the efficiency of fluoride removal increases (Nigussie *et al.* 2007; Kagne *et al.* 2008; Biswas *et al.* 2009). But the favorable adsorbent dosage of AA (0.2 g/L) is significantly lower than that reported by others (>5 g/L) which

may be attributed to structure of AA, its high effective surface area, and pore volume that are reported 151.7 m²/g and 1.09 cm³/g respectively (Kumar *et al.* 2011).

Effect of reaction time

The results of the effect of reaction time on the fluoride removal in the pure water (distilled water) and actual water (Tap water) are presented in Figure 4.

Based on Figure 4, the rate of fluoride removal by AA increases by increasing the reaction time and at 20 minutes

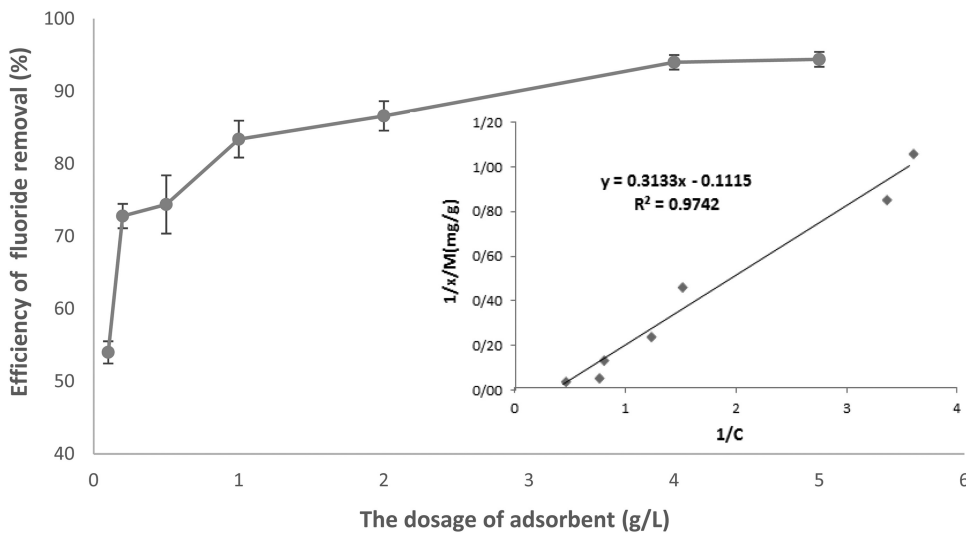


Figure 3 | Effect of the adsorbent dosage and Isotherm of the fluoride adsorption.

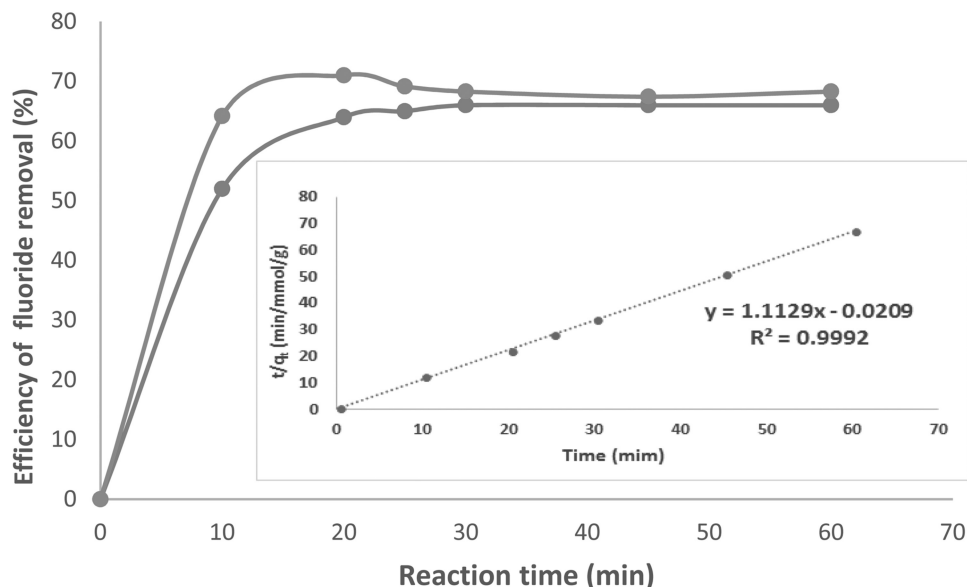


Figure 4 | Effect of reaction time and the kinetics of fluoride adsorption.

reaches the maximum level (71%) and after 20 minutes, the efficiency remains almost constant. This is due to the reduction of fluoride concentration and the reduction of operation efficiency in the adsorbent (Dolati *et al.* 2017). So, this is because in the initial stage of absorption, a lot of empty places are available and over time, these places are occupied by fluoride molecules. In previous studies, the removal rate was reported to be high in the first 30 min and then reduces (Kamble *et al.* 2007; Sundaram *et al.* 2009).

In this study, given that the removal happens after 20 min and no basic change is observed after this interval, 20 min was considered as the time equilibrium. Therefore, it becomes clear that compared to the adsorbents used in previous studies, AA could remove fluoride in low contact time and low adsorbent dose (Wajima *et al.* 2009; Deng *et al.* 2011). This can be ascribed to the high effective surface area and the pore volume of AA.

Given that the presence of anions and cations in water can affect the absorption of fluoride with AA. The effect of reaction time was repeated using actual water containing common anions and cations such as Ca (64 mg/L as CaCO₃), Mg (35 mg/L as CaCO₃), Na (14.5 mg/L), HCO₃ (356 mg/L as CaCO₃), SO₄ (27 mg/L) and Cl (6.5 mg/L). As shown in Figure 2, the use of actual water instead of pure

water, has reduced the efficiency of fluoride removal with AA at reaction times of less than 30 min. However, its effect is negligible at reaction times higher than 30 minutes.

Determination of adsorption isotherms and kinetics

As can be seen from Figure 3, this study results of revealed that adsorption isotherms of fluoride on AA could be fitted well by the Langmuir isotherm ($R^2 = 0.9742$). It indicating that the fluoride adsorption onto AA is favorable. Also, it showed that the adsorption process might be a homogeneous adsorption.

The capacity of AA in adsorption of fluoride from water under favorable operating conditions ($C_0 = 5$ mg/L, pH = 7, $t = 20$ min, and adsorption dosage = 0.2 g/L) was found to be 17.75 mg/g at room temperature. The adsorption capacity of AA (17.75 mg/g) compared to other adsorbents reported in previous studies shows that AA has higher adsorption capacity than commercial Nano-alumina (14 mg/g) (Kumar *et al.* 2011; Tomar *et al.* 2014).

As Figure 4 shows, the results of this study revealed that adsorption kinetics of fluoride on AA could be fitted well by Pseudo-second-order model ($R^2 = 0.9992$). This indicated the applicability of the pseudo-second-order model for adsorption kinetics of activated AA. Due to good agreement

of experimental data with pseudo-second-order model, it can be used to favorably explain the fluoride adsorption on AA. Therefore, the adsorption of fluoride on to AA is suitable for the pseudo-second-order reaction. This result was confirmed by different researchers (Kamble *et al.* 2010; Kumar *et al.* 2011; Gong *et al.* 2012). So, it indicates that the adsorption by AA can be a method to remove fluoride from aqueous solution. On the other, the production of alumina from AS is also important, in terms of Life Cycle Analysis (LCA) of aluminum, the life cycle of aluminum in AS, from entering the water and environment and accumulation in the soil of plants, animals and humans, has changed to AA, which is an insoluble substance in water. Meanwhile, alumina is a natural substance in the environment and soil. On the other hand, this AA is recyclable in acidic conditions after use in water purification. Thus, by providing alumina from AS, the life cycle of an important part of the alumina can be altered. Therefore, by converting aluminum into AS, environmental pollution can be reduced to aluminum.

CONCLUSION

The results of this study demonstrate that AA can be successfully prepared from AS. The AA has high potential for the removal of fluoride from aqueous solutions. AA has a good correlation with the Langmuir isotherm model. The capacity of AA in adsorption of fluoride from water under optimum conditions was found to be 17.75 mg/g. The maximum efficiency of fluoride adsorption by AA from aqueous solutions was 96%. Therefore, the prepared AA from AS, can be a practical, reliable method to remove fluoride from aqueous solution. Also, by converting aluminum into AS, environmental pollution can be reduced to aluminum.

ACKNOWLEDGEMENTS

We would like to offer my sincerest gratitude to Urmia University of Medical Sciences (1394-0-34-1696) for supporting this study.

REFERENCES

- Aghapour, A. A., Gholamreza, M. & Yaghmaeian, K. 2015a ~~Degradation and COD removal of catechol in wastewater using the catalytic ozonation process combined with the cyclic rotating bed biological reactor. *Journal of Environmental Management* 262–266.~~ Q3
- Aghapour, A. A., Moussavi, G. & Yaghmaeian, K. 2015b Degradation and COD removal of catechol in wastewater using the catalytic ozonation process combined with the cyclic rotating-bed biological reactor. *Journal of Environmental Management* 157, 262–266.
- Amor, Z., Bariou, B., Mameri, N., Taky, M., Nicolas, S. & Elmidaoui, A. 2001 Fluoride removal from brackish water by electro dialysis. *Desalination* 133 (3), 215–223.
- Biswas, K., Gupta, K. & Ghosh, U. C. 2009 Adsorption of fluoride by hydrous iron (III)-tin (IV) bimetal mixed oxide from the aqueous solutions. *Chemical Engineering Journal* 149 (1), 196–206.
- Buamah, R., Mensah, R. A. & Salifu, A. 2013 Adsorption of fluoride from aqueous solution using low cost adsorbent. *Water Science and Technology: Water Supply* 13 (2), 238–248.
- Budyanto, S., Kuo, Y.-L. & Liu, J. C. 2015 Adsorption and precipitation of fluoride on calcite nanoparticles: a spectroscopic study. *Separation and Purification Technology* 150, 325–331.
- Chen, N., Zhang, Z., Feng, C., Li, M., Chen, R. & Sugiura, N. 2010 Removal of fluoride from aqueous solution by adsorption onto Kanuma mud. *Water Science and Technology* 62 (8), 1888–1897.
- Crittenden, J. C., Trussell, R. R., Hand, D. W., Howe, K. J. & Tchobanoglous, G. 2012 *MWH's Water Treatment: Principles and Design*. John Wiley & Sons, Inc., Hoboken, New Jersey. Q4
- Daifullah, A., Yakout, S. & Elreefy, S. 2007 Adsorption of fluoride in aqueous solutions using KMnO₄-modified activated carbon derived from steam pyrolysis of rice straw. *Journal of Hazardous Materials* 147 (1), 633–643.
- Deng, S., Liu, H., Zhou, W., Huang, J. & Yu, G. 2011 Mn-Ce oxide as a high-capacity adsorbent for fluoride removal from water. *Journal of Hazardous Materials* 186 (2), 1360–1366.
- Dolati, M., Aghapour, A. A., Khorsandi, H. & Karimzade, S. 2017 Boron removal from aqueous solutions by electrocoagulation at low concentrations. *Journal of Environmental Chemical Engineering* 5 (5), 5150–5156.
- Gong, W.-X., Qu, J.-H., Liu, R.-P. & Lan, H.-C. 2012 Adsorption of fluoride onto different types of aluminas. *Chemical Engineering Journal* 189–190, 126–133.
- Jagtap, S., Thakre, D., Wanjari, S., Kamble, S., Labhsetwar, N. & Rayalu, S. 2009 New modified chitosan-based adsorbent for defluoridation of water. *Journal of Colloid and Interface Science* 332 (2), 280–290.
- Kagne, S., Jagtap, S., Dhawade, P., Kamble, S., Devotta, S. & Rayalu, S. 2008 Hydrated cement: a promising adsorbent for the removal of fluoride from aqueous solution. *Journal of Hazardous Materials* 154 (1), 88–95.

- Kalidindi, S., Vecha, M., Kar, A. & Raychoudhury, T. 2016 Aluminum-cerium double-metal impregnated activated carbon: a novel composite for fluoride removal from aqueous solution. *Water Science and Technology: Water Supply* **17** (1), 115-124. **Q5**
- Kamble, S. P., Jagtap, S., Labhsetwar, N. K., Thakare, D., Godfrey, S., Devotta, S. & Rayalu, S. S. 2007 Defluoridation of drinking water using chitin, chitosan and lanthanum-modified chitosan. *Chemical Engineering Journal* **129** (1), 173-180.
- Kamble, S. P., Deshpande, G., Barve, P. P., Rayalu, S., Labhsetwar, N. K., Malyshev, A. & Kulkarni, B. D. 2010 Adsorption of fluoride from aqueous solution by alumina of alkoxide nature: batch and continuous operation. *Desalination* **264** (1-2), 15-23.
- Kemer, B., Ozdes, D., Gundogdu, A., Bulut, V. N., Duran, C. & Soyлак, M. 2009 Removal of fluoride ions from aqueous solution by waste mud. *Journal of Hazardous Materials* **168** (2), 888-894.
- Krupadam, R. J., Khan, M. S. & Das, S. 2010 Adsorption of fluoride from water by surface-functionalized polyurethane foam. *Water Science and Technology* **62** (4), 759-765.
- Kumar, E., Bhatnagar, A., Ji, M., Jung, W., Lee, S.-H., Kim, S.-J., Lee, G., Song, H., Choi, J.-Y. & Yang, J.-S. 2009 Defluoridation from aqueous solutions by granular ferric hydroxide (GFH). *Water Research* **43** (2), 490-498.
- Kumar, E., Bhatnagar, A., Kumar, U. & Sillanpää, M. 2011 Defluoridation from aqueous solutions by nano-alumina: characterization and sorption studies. *Journal of Hazardous Materials* **186** (2), 1042-1049.
- Liu, Q., Huang, R., Yang, B. & Liu, Y. 2013 Adsorption of fluoride from aqueous solution by enhanced chitosan/bentonite composite. *Water Science and Technology* **68** (9), 2074-2081.
- Meenakshi, S., Sundaram, C. S. & Sukumar, R. 2008 Enhanced fluoride sorption by mechanochemically activated kaolinites. *Journal of Hazardous Materials* **153** (1), 164-172.
- Mohapatra, M., Anand, S., Mishra, B. K., Giles, D. E. & Singh, P. 2009 Review of fluoride removal from drinking water. *Journal of Environmental Management* **91** (1), 67-77.
- Moussavi, G., Aghapour, A. A. & Yaghmaeian, K. 2014 The degradation and mineralization of catechol using ozonation catalyzed with MgO/GAC composite in a fluidized bed reactor. *Chemical Engineering Journal* **249**, 302-310.
- Nazari, M. & Halladj, R. 2014 Adsorptive removal of fluoride ions from aqueous solution by using sonochemically synthesized nanomagnesia/alumina adsorbents: an experimental and modeling study. *Journal of the Taiwan Institute of Chemical Engineers* **45** (5), 2518-2525.
- Ndiaye, P., Moulin, P., Dominguez, L., Millet, J. & Charbit, F. 2005 Removal of fluoride from electronic industrial effluent by RO membrane separation. *Desalination* **173** (1), 25-32.
- Nigussie, W., Zewge, F. & Chandravanshi, B. 2007 Removal of excess fluoride from water using waste residue from alum manufacturing process. *Journal of Hazardous Materials* **147** (3), 954-963.
- Saha, S. 1993 Treatment of aqueous effluent for fluoride removal. *Water Research* **27** (8), 1347-1350.
- Saha, S. 1994 Preparation of alumina by sol-gel process, its structures and properties. *Journal of Sol-Gel Science and Technology* **3** (2), 117-126.
- Selimoglu, S., Simsek, E. B. & Beker, U. 2017 Water defluoridation by alumina modified Turkey clinoptilolite: equilibrium, kinetic models and experimental design approaches. *Water Science and Technology: Water Supply*; DOI: 10.2166/ws.2017.08 **Q6**
- Su, C.-L., Chen, L., Wang, T.-J., Yu, L.-X. & Jin, Y. 2013 Granulation of Fe-Al-Ce nano-adsorbent for fluoride removal from drinking water using inorganic binder. *Water Science and Technology: Water Supply* **13** (5), 1309-1316.
- Sun, Y., Fang, Q., Dong, J., Cheng, X. & Xu, J. 2011 Removal of fluoride from drinking water by natural stilbite zeolite modified with Fe (III). *Desalination* **277** (1), 121-127.
- Sundaram, C. S., Viswanathan, N. & Meenakshi, S. 2009 Defluoridation of water using magnesia/chitosan composite. *Journal of Hazardous Materials* **163** (2), 618-624.
- Tomar, G., Thareja, A. & Sarkar, S. 2014 Fluoride removal by a hybrid fluoride-selective adsorbent. *Water Science and Technology: Water Supply* **14** (6), 1133-1141.
- Tor, A. 2006 Removal of fluoride from an aqueous solution by using montmorillonite. *Desalination* **201** (1), 267-276.
- Tripathy, S. S., Bersillon, J.-L. & Gopal, K. 2006 Removal of fluoride from drinking water by adsorption onto alum-impregnated activated alumina. *Separation and Purification Technology* **50** (3), 310-317.
- Vaaramaa, K. & Lehto, J. 2003 Removal of metals and anions from drinking water by ion exchange. *Desalination* **155** (2), 157-170.
- Wajima, T., Umata, Y., Narita, S. & Sugawara, K. 2009 Adsorption behavior of fluoride ions using a titanium hydroxide-derived adsorbent. *Desalination* **249** (1), 323-330.
- Wang, B.-y., Chen, Z.-l., Zhu, J., Shen, J.-m. & Han, Y. 2013 Pilot-scale fluoride-containing wastewater treatment by the ballasted flocculation process. *Water Science and Technology* **68** (1), 134-143.
- Xu, G., Yang, X. & Spinosa, L. 2015 Development of sludge-based adsorbents: preparation, characterization, utilization and its feasibility assessment. *Journal of Environmental Management* **151**, 221-232.
- Yang, Y., Tomlinson, D., Kennedy, S. & Zhao, Y. 2006 Dewatered alum sludge: a potential adsorbent for phosphorus removal.

Author Queries

Journal: Water Science & Technology: Water Supply

Manuscript: WS-EM17454

- Q1** Please check running head taken from metadata.
- Q2** Please provide the department, institute and city name for given affiliation.
- Q3** Please update volume number for Aghapour *et al.* (2015a).
- Q4** Please provide the publisher location for Crittenden *et al.* (2012)
- Q5** Please update volume and page number for Kalidindi *et al.* (2016).
- Q6** Please update volume and page number for Selimoglu *et al.* (2017).
- Q7** In supplied Figure 1 is not sufficient print quality. Please resupply as a high resolution file (300 dpi or above) with sharp lines and text.