

Anhydrous ZnCl₂: A Highly Efficient Reagent for Facile and Regioselective Conversion of Epoxides to β -Chlorohydrins

Ronak Eisavi^{a*}, Behzad Zeynizadeh^b and Mehri Kouhkan^c

^aDepartment of Chemistry, Payame Noor University, PO BOX 19395-3697 Tehran, Iran

^bDepartment of Chemistry, Faculty of Science, Urmia University, Urmia 5756151818, Iran

^cDepartment of Pharmacy, Urmia University of Medical Sciences, Urmia 5715799313, Iran

CHRONICLE

Article history:

Received July 21, 2015

Received in revised form

August 29, 2015

Accepted 19 September 2015

Available online

20 September 2015

Keywords:

Anhydrous ZnCl₂

β -Chlorohydrin

Epoxide

Regioselective

ABSTRACT

Facile conversion of structurally different epoxides to the corresponding β -chlorohydrins was carried out successfully with anhydrous ZnCl₂ in CH₃CN. The reactions were carried out within 10-50 min to give β -chlorohydrins with perfect regioselectivity and high yields (80-97%).

© 2015 Growing Science Ltd. All rights reserved.

1. Introduction

β -Chlorohydrins are one of the most versatile intermediates in organic synthesis to achieve a variety of functional groups,¹ halogenated marine products,² chiral auxiliaries,³ biologically active compounds⁴ including lipid mediators,⁵⁻⁹ and unnatural amino acids.¹⁰ Furthermore, protected chlorohydrins have found wide applications in total synthesis of natural products and steroid chemistry.^{11,12} Halohydrins are also essential substrates for preparation of a specific class of enzymes and halohydrin dehalogenases. They are effective in both asymmetric synthesis¹³ (chiral resolution of racemic synthons¹⁴) and bioremediation of the environment (removal of pollutants from soil, groundwater or waste water).¹⁵

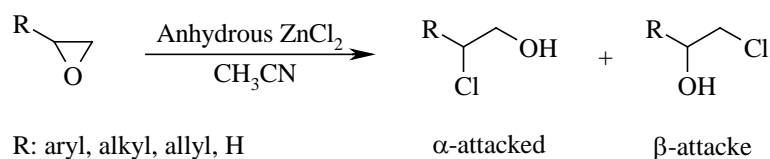
The most common and straightforward method for synthesis of chlorohydrins involves ring opening of epoxides by chloride ion nucleophile. The literature review shows that HCl¹², LiCl supported on

* Corresponding author.

E-mail address: ronak.isavi@gmail.com (R. Eisavi)

silicagel,¹⁶ TCT/morpholine,¹⁷ TMSCl/ZnO,¹⁸ NbCl₅,¹⁹ TMSCl/[bmim][PF₆],²⁰ SiCl₄/chiral bipyridine *N,N'*-dioxides,²¹ HCl/(salen)Co,²² TMSCl/(*R*)-(+)-BINOL-Ti,²³ ClPPh₂,²⁴ AlCl₃,²⁵ NH₄Cl/LiClO₄,²⁶ BiCl₃,²⁷ BHBBr₂-SMe₂,²⁸ HX or LiX/ β -cyclodextrine,²⁹ chloride ion/halohydrin dehalogenase,³⁰ Cl₂/phenyl hydrazine,³¹ ZrCl₄,³² InBr₃,³³ TMSCl/phosphazirconocene,³⁴ TMSCl/phosphaferrrocene,³⁵ LiClO₄,³⁶ polyvinylpyrrolidone/thionylchloride,³⁷ and La(NO₃)₃·6H₂O³⁸ are some of the reagents which have been used for the preparation of β -chlorohydrins from epoxides. Although most of the mentioned methods are efficient, however, some of them suffer from disadvantages such as long reaction times, high cost, poor regioselectivity, difficult work-up procedure, formation of side-products and low yields. Thus, the introduction and development of an efficient method in this context is still demanded.

Herein, in line of the outlined strategies and our ongoing attention to the nucleophilic ring opening of epoxides,³⁹⁻⁴⁵ we wish to report the facile and regioselective synthesis of β -chlorohydrins from epoxides using anhydrous ZnCl₂ as an efficient promoter and source of active chloride nucleophile (**Scheme 1**).



Scheme 1. Ring opening of epoxides with anhydrous ZnCl₂

2. Results and Discussion

Nowadays, one of the most urgent challenges for organic chemists is providing economical methods using more efficient and easily available reagents or catalysts. A literature review shows that though the preparation of chlorohydrins from epoxides has been achieved by various metal halides (LiCl, NbCl₅, SiCl₄, AlCl₃, BiCl₃ and ZrCl₄), however, the capability of anhydrous ZnCl₂ for regioselective conversion of epoxides into β -chlorohydrins has not been investigated yet. In addition, ZnCl₂ as an easily available and inexpensive metal halide has been found wide useful applications in organic synthesis.⁴⁶ Thus the mentioned strategies encouraged us to investigate the capability of anhydrous ZnCl₂ for the titled transformation.

We preliminary optimized reaction conditions by performing the ring opening of styrene oxide with anhydrous ZnCl₂ in CH₃CN, EtOAc and *n*-hexane or under solvent-free conditions (**Table 1**). Investigation of the results revealed that the kind of solvent, temperature of the reaction and the amount of ZnCl₂ dramatically influence the rate of transformation. Entry 1 shows that using the molar equivalents of 1:1 for epoxide/ZnCl₂ in CH₃CN and room temperature condition was the optimums to afford 2-chloro-2-phenylethanol (α -attacked) in perfect regioselectivity and efficiency. In addition, the temperature effect on the kind of resulted product is noteworthy: when the reaction was carried out under reflux conditions, 2-chloro-2-phenylacetaldehyde was obtained as a sole product in high yield (entry 4).

We also found that the transformation of styrene oxide to chlorohydrin or chloroaldehyde was carried out only in the presence of anhydrous ZnCl₂. In the case of hydrated one (ZnCl₂·2H₂O), the reaction did not any take place even under reflux conditions (entry 8).


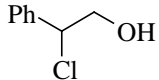
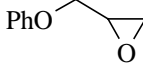
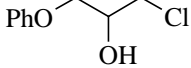
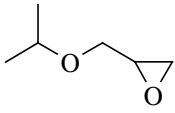
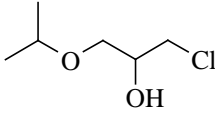
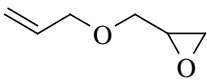
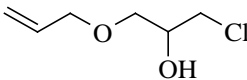
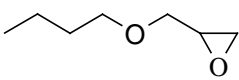
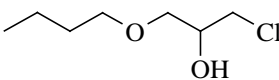
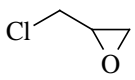
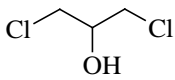
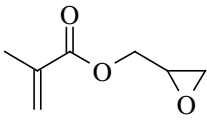
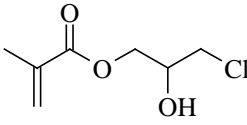
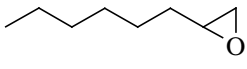
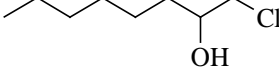
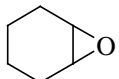
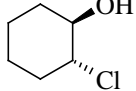
Table 1. Optimization experiments for the reaction of styrene oxide with anhydrous ZnCl₂^a

Entry	Molar ratio	Condition	Time (min)	β-Chloro hydrin (%)	α-Chloro aldehyde(%)	Epoxide (%) ^b
1	Epoxide/ZnCl ₂ (1:1)	CH ₃ CN/r.t.	35	100	0	0
2	Epoxide/ZnCl ₂ (1:0.5)	CH ₃ CN/r.t.	60	100	0	0
3	Epoxide/ZnCl ₂ (1:2)	CH ₃ CN/r.t.	25	100	0	0
4	Epoxide/ZnCl ₂ (1:1)	CH ₃ CN/reflux	10	0	100	0
5	Epoxide/ZnCl ₂ (1:1)	EtOAc/r.t.	40	100	0	0
6	Epoxide/ZnCl ₂ (1:1)	<i>n</i> -Hexane/r.t.	40	40	0	60
7	Epoxide/ZnCl ₂ (1:1)	Solvent-free r.t. grinding	5	70	30	0
8	Epoxide/ZnCl ₂ ·2H ₂ O (1:1)	CH ₃ CN/reflux	60	0	0	100

^aAll reactions were carried out with 1 mmol of styrene oxide. ^bYields of recovered styrene oxide.

The suitability and scope of this synthetic method was further examined by the reaction of various epoxides bearing electron donating and withdrawing groups with anhydrous ZnCl₂ at the optimized reaction conditions. All epoxides were easily and efficiently converted to the corresponding β-chlorohydrins in excellent yields and regioselectivity. The reactions were completed within 10-50 min without formation of any side-products (**Table 2**). As seen, the nucleophilic ring opening of epoxides with anhydrous ZnCl₂ took place easily at room temperature except phenyl and methacrylate glycidyl ethers and 1,2-epoxyoctane that their reactions were completed under reflux conditions (**Table 2**, entries 2, 7 and 8).

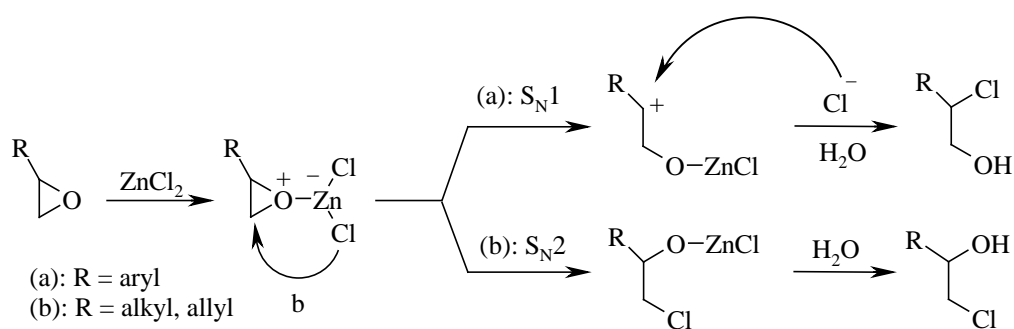
Table 2. Conversion of epoxides to β-chlorohydrins with anhydrous ZnCl₂ in CH₃CN^a

Entry	Epoxide	β-Chlorohydrin	Time (min)	Yield (%) ^b	Reference
1			35	95	47
2 ^c			15	97	47
3			30	92	22
4			50	94	24
5			25	95	22
6			25	80	47
7 ^c			10	97	24
8 ^c			15	94	47
9			30	88	47

^aAll reactions were carried out with the molar ratio of epoxide:ZnCl₂ (1:1) in CH₃CN (2 mL) at room temperature.

^bYields refer to isolated pure products. ^cThe reactions were carried out under reflux conditions.

Although the exact mechanism of this synthetic protocol is not clear, however, we think that the following mechanistic pathways maybe play a role in the formation of products (**Scheme 2**).



Scheme 2. A proposed mechanism for nucleophilic ring opening of epoxides with anhydrous ZnCl_2

Obviously, the regioselectivity of the ring opening of epoxides is dependent on the mechanism of the reaction and particularly on steric and electronic factors. As shown in Table 2, for epoxides carrying alkyl groups, it is the steric factor which predominates and the nucleophilic attack of chloride anion is strongly favored on the primary carbon atom of epoxides ($\text{S}_{\text{N}}2$ type mechanism). In contrary, for epoxides carrying aryl groups, the electronic factor predominates and the nucleophilic attack of chloride anion is strongly favored on the more stabilized “carbocation” with participation of the phenyl group ($\text{S}_{\text{N}}1$ type mechanism).

3. Conclusions

In summary, we have shown that anhydrous ZnCl_2 is a highly efficient reagent for conversion of various epoxides to the corresponding β -chlorohydrins in high yields and regioselectivity. The reactions were carried out within 10-50 min in CH_3CN at room temperature or under reflux conditions. This transformation offers several advantages in terms of mild reaction conditions, perfect regioselectivity, short reaction times, clean reaction profile, and use of inexpensive ZnCl_2 that make this protocol a practical useful addition to the present methodologies.

Acknowledgments

The financial support of this work was gratefully acknowledged by the Research Council of Urmia and Payame Noor Universities.

Experimental

All reagents and substrates were purchased from commercial sources with the best quality and they were used without further purification. FT-IR, ^1H and ^{13}C NMR spectra were recorded on Thermo Nicolet Nexus 670 FT-IR and 300 MHz Bruker Avance spectrometers, respectively. The products were characterized by their spectra data and comparison with the reported data in literature. All yields refer to isolated pure products. TLC was applied for the purity determination of substrates, products and reaction monitoring over silica gel 60 F254 aluminum sheet.

Preparation of Anhydrous ZnCl_2

In a Pyrex test tube equipped with a clamp, $\text{ZnCl}_2 \cdot 2\text{H}_2\text{O}$ (0.20 g) was placed and then heated on an alcohol lamp for 5 min. During the process, water of crystalline lattice of hydrated zinc chloride was evaporated to afford anhydrous ZnCl_2 (0.15 g).

Conversion of Epoxides to β -Chlorohydrins by Freshly Prepared Anhydrous ZnCl_2 : A General Procedure

In a round-bottomed flask (10 mL) equipped with a magnetic stirrer and condenser, a solution of epoxide (1 mmol) in CH_3CN (2 mL) was prepared. Anhydrous ZnCl_2 (0.136 g, 1 mmol) was then added and depending to the kind of epoxide, the mixture was stirred magnetically at room temperature or under reflux conditions for the specified time in Table 2. Progress of the reaction was monitored by TLC (CCl_4 : Et_2O / 5:2), and the epoxides carrying aliphatic groups were visualized by use of iodine vapor. CH_3CN was evaporated and ethyl acetate (5 mL) was then added followed by stirring for 5 min. The mixture was filtered and the organic layer was evaporated to give the crude chlorohydrin. Further purification by a short column chromatography over silica gel (CCl_4 / Et_2O) affords the product in 80–97% yield. The structure of the products was confirmed by FT-IR, ^1H NMR, ^{13}C NMR spectra, and comparison with authentic samples prepared by other reported methods.

Spectral data for β -chlorohydrins (Table 2, Entries 1-9) are as the followings:

2-Chloro-2-phenylethanol (Entry 1): Pale yellow liquid. ^1H NMR (CDCl_3 , 300 MHz) δ 7.40-7.27 (m, 5H), 4.99 (t, $J = 6$ Hz, 1H), 3.93 (d, $J = 7.5$ Hz, 2H), 2.58 (bs, 1H); ^{13}C NMR (CDCl_3 , 75 MHz) δ 138.20, 128.90, 128.89, 127.44, 67.91, 64.89; FT-IR ($\nu_{\text{max}}/\text{cm}^{-1}$, neat) 3428, 3062, 3032, 2922, 2856, 1493, 1453, 1068, 757, 701.

1-Chloro-3-phenoxy-2-propanol (Entry 2): Pale yellow liquid. ^1H NMR (CDCl_3 , 300 MHz) δ 7.33-7.28 (m, 2H), 7.02-6.91 (m, 3H), 4.22 (m, 1H), 4.10 (m, 1H), 3.82-3.70 (m, 2H), 2.71 (bs, 1H); ^{13}C NMR (CDCl_3 , 75 MHz) δ 158.17, 129.61, 121.45, 114.54, 69.88, 68.39, 45.96; FT-IR ($\nu_{\text{max}}/\text{cm}^{-1}$, neat) 3415, 3064, 3039, 2926, 2879, 1648, 1595, 1495, 1461, 1295, 1242, 1173, 1109, 1080, 1044, 755, 692, 510.

1-Chloro-3-isopropoxy-2-propanol (Entry 3): Pale yellow liquid. ^1H NMR (CDCl_3 , 300 MHz) δ 3.97-3.91 (m, 1H), 3.64-3.59 (m, 3H), 3.55 (d, $J = 6.3$ Hz, 2H), 2.35 (bs, 1H), 1.18 (d, $J = 6$ Hz, 6H); ^{13}C NMR (CDCl_3 , 75 MHz) δ 72.38, 70.38, 68.49, 45.93, 22.01, 21.97; FT-IR ($\nu_{\text{max}}/\text{cm}^{-1}$, neat) 3448, 2925, 2857, 1463, 1377, 1251, 1129, 933, 847, 751.

1-(Allyloxy)-3-chloro-2-propanol (Entry 4): Pale yellow liquid. ^1H NMR (CDCl_3 , 300 MHz) δ 5.98-5.84 (m, 1H), 5.32-5.19 (m, 2H), 4.08 (d, $J = 5.1$ Hz, 2H), 3.76-3.38 (m, 5H), 2.60 (bs, 1H); ^{13}C NMR (CDCl_3 , 75 MHz) δ 134.17, 117.53, 72.37, 70.64, 70.26, 46.00; FT-IR ($\nu_{\text{max}}/\text{cm}^{-1}$, neat) 3429, 2920, 2855, 1426, 1352, 1262, 1108, 997, 931, 749.

1-Butoxy-3-chloro-2-propanol (Entry 5): Pale yellow liquid. ^1H NMR (CDCl_3 , 300 MHz) δ 3.98-3.95 (m, 1H), 3.67-3.46 (m, 6H), 2.60 (bs, 1H), 1.58-1.54 (m, 2H), 1.40-1.25 (m, 2H), 0.92 (t, $J = 7.5$ Hz, 3H); ^{13}C NMR (CDCl_3 , 75 MHz) δ , 71.42, 71.18, 70.26, 45.99, 31.59, 19.22, 13.84; FT-IR ($\nu_{\text{max}}/\text{cm}^{-1}$, neat) 3435, 2958, 2930, 2869, 1462, 1378, 1256, 1120, 843, 750.

1,3-Dichloro-2-propanol (Entry 6): Colourless to pale yellow liquid. ^1H NMR (CDCl_3 , 300 MHz) δ 4.08 (m, 1H), 3.71 (d, $J = 5.1$ Hz, 4H), 2.22 (bs, 1H); ^{13}C NMR (CDCl_3 , 75 MHz) δ 70.83, 45.73; FT-IR ($\nu_{\text{max}}/\text{cm}^{-1}$, neat) 3450, 2928, 2854, 1463, 1377, 1242, 731.

3-Chloro-2-hydroxypropyl methacrylate (Entry 7): Pale yellow liquid. ^1H NMR (CDCl_3 , 300 MHz) δ 6.16 (s, 1H), 5.64 (m, 1H), 4.31 (d, $J = 5.1$ Hz, 1H), 4.17-4.10 (m, 1H), 3.90 (d, $J = 4.8$ Hz, 1H), 3.78-3.60 (m, 2H), 2.12 (bs, 1H), 1.97 (s, 3H); ^{13}C NMR (CDCl_3 , 75 MHz) δ 167.42, 135.70, 126.48, 69.71, 65.47, 46.05, 18.27; FT-IR ($\nu_{\text{max}}/\text{cm}^{-1}$, neat) 3457, 2923, 2854, 1717, 1635, 1452, 1299, 1168, 1021, 947, 816, 754, 653.

1-Chloro-2-octanol (Entry 8): Colourless liquid. ^1H NMR (CDCl_3 , 300 MHz) δ 3.81-3.78 (m, 1H), 3.68-3.62 (m, 2H), 2.20 (bs, 1H), 1.74 (m, 1H), 1.53 (m, 1H), 1.43-1.26 (m, 8H), 0.88 (t, $J = 6.3$ Hz, 3H); ^{13}C NMR (CDCl_3 , 75 MHz) δ 71.47, 50.55, 34.27, 31.59, 29.33, 25.46, 22.66, 14.07; FT-IR ($\nu_{\text{max}}/\text{cm}^{-1}$, neat) 3434, 2928, 1463, 1637, 1078, 730.

2-Chlorocyclohexanol (Entry 9): Colourless to pale yellow liquid. ^1H NMR (CDCl_3 , 300 MHz) δ 3.69-3.48 (m, 1H), 3.54-3.48 (m, 1H), 2.88 (bs, 1H), 2.25-2.10 (m, 2H), 1.75-1.59 (m, 2H), 1.42-1.26 (m, 4H); ^{13}C NMR (CDCl_3 , 75 MHz) δ 75.34, 67.50, 35.13, 33.09, 25.64, 23.95; FT-IR ($\nu_{\text{max}}/\text{cm}^{-1}$, neat) 3445, 2922, 2853, 1540, 1461, 1396, 1244, 1088.

References

- (a) Konopelski J. P., Boehler M. A., and Tarasow T. M. (1989) Preparation of (1R,2S)- and (1S,2R)-2-chloro-1,2-diphenylethanol and other β -halohydrins in enantiomerically pure form. *J. Org. Chem.*, 54, 4966-4970; (b) Ueda Y., and Maynard S. C. (1988) Highly regioselective formation of bromohydrins by reaction of epoxy-azetidinones with $MgBr_2$: An alternative route to 4-bromomethylcarbonylmethyl-2-azetidinone, a key carbapenem precursor. *Tetrahedron Lett.*, 29, 5197-5200; (c) Venturello C., and D'Aloisio R. (1985) A convenient synthesis of 1, 2-alkanediyl carbonates. *Synthesis*, 33-34; (d) Momose D., and Yamada Y. (1983) Reaction of bromohydrins with chlorotris(triphenylphosphine)cobalt (I). *Tetrahedron Lett.*, 24, 2669-2672; (e) Nace H. R., and Crosby G. A. (1979) *Norsteroids*. 11. Reaction of various steroid bromohydrins with silver oxide. *J. Org. Chem.*, 44, 3105-3109; (f) Sisti A. J., and Vitale A. C. (1972) Methylation of α -chloro ketones via halohydrin formation and rearrangement. *J. Org. Chem.*, 37, 4090-4094.
- (a) Martin J. D., Palazon J. M., Perez C., and Ravelo J. L. (1986) Syntheses of marine molecules. *Pure Appl. Chem.*, 58, 395-406; (b) Martin J. D., Perez C., and Ravelo J. L. (1986) Enantioselective ring construction: Synthesis of halogenated marine natural spiro[5.5]undecane sesquiterpenes. *J. Am. Chem. Soc.*, 108, 7801-7811.
- Akiyama Y., Fukuhara T., and Hara S. (2003) Regioselective synthesis of fluorohydrins via S_N2 type ring opening of epoxides with TBABF-KHF₂. *Synlett*, 1530-1532.
- (a) Righi G., Chionne A., D'Achille R., and Bonini C. (1997) Metal halide-mediated opening of three membered rings: Enantioselective synthesis of (2S,3R)-3-amino-2-hydroxydecanoic acid and (3R)-3-aminodecanoic acid. *Tetrahedron: Asym.*, 8, 903-907; (b) Ciaccio J. A., Heller E., and Talbot A. (1991) Regio- and chemoselective ring opening of epoxides to bromohydrins with dilithium tetrabromocuprate. *Synlett*, 248-250; (c) Overman L. E., and Thompson A. S. (1988) Total synthesis of (-)-Laurenyne. Use of acetal-initiated cyclizations to prepare functionalized eight-membered cyclic ethers. *J. Am. Chem. Soc.*, 110, 2248-2256.
- (a) Williams J. R., and Boehm J. C. (1995) The syntheses of 3β -steroidal diacylglyceryl sulfides, sulfoxides, and sulfones. *Steroids*, 60, 321-323; (b) Schmitt J. D., Nixon A. B., Emilsson A., Daniel L. W., and Wykle R. L. (1992) A facile synthesis of 1-O-alkyl-2-(R)-hydroxypropane-3-phosphonocholine (lyso-phosphono-platelet activating factor). *Chem. Phys. Lipids*, 62, 263-268; (c) Junk T., Pappalardo G. C., and Irgolic K. J. (1990) Synthesis and characterization of rac- 1, 2- bis (palmitoyloxy)-3-propyl(2-trimethylarsonioethyl)phosphonate, an arsenic-containing phosphonolipid. *Appl. Organomet. Chem.*, 4, 103-109.
- Moschidis M. C. (1985) Synthesis of 1,2-diacloxypropyl-3-(1', 2'-diacyl-sn-glycero) phosphonate. *Chem. Phys. Lipids*, 36, 297-302.
- Lok C. M. (1978) Versatile methods for the synthesis of mixed-acid 1,2-diacylglycerols. *Chem. Phys. Lipids*, 22, 323-337.
- Bird P. R., Chadha J. S. (1966) The synthesis of diacyl-L-1-glycerol bromohydrins (intermediates in the synthesis of phosphatidic acids). *Tetrahedron Lett.*, 38, 4541-4546.
- de Haas G. H., and van Deenen L. L. M. (1961) Synthesis of enantiomeric mixed-acid phosphatides. *Recl. Trav. Chim. Pays-Bas*, 80, 951-970.
- (a) Erden I. (1996) *In Comprehensive Heterocyclic Chemistry*, 2nd ed.; Padwa, A., Ed., (Pergamon Press: Oxford, Vol. 1A, Chapter 1.03); (b) Kwon D. W., Cho M. S., and Kim Y. H. (2003) Samarium(III) iodide complex catalyzed regioselective cleavage of epoxides to iodohydrins: Tandem epoxide opening-iodocyclization. *Synlett*, 959-962.
- Watson K. G., Fung Y. M., Gredley M., Bird G. J., Jackson W. R., Gountzos H., and Matthews V. (1990) Asymmetric syntheses of (+)-diltiazem hydrochloride. *J. Chem. Soc., Chem. Commun.*, 1018-1019.
- Kulb H. C., and Sharpless K. B. (1992) A simplified procedure for the stereospecific transformation of 1,2-diols into epoxides. *Tetrahedron*, 48, 10515-10530.
- (a) Spelberg J. H. L., van Hylckama Vlieg J. E. T., Bosma T., Kellogg R. M., and Janssen D. B. (1999) A tandem enzyme reaction to produce optically active halohydrins, epoxides and diols.

- Tetrahedron: Asym.*, 10, 2863-2870; (b) Kasai N., Suzuki T., and Furukawa Y. (1998) Chiral C3 epoxides and halohydrins: Their preparation and synthetic application. *J. Mol. Catal. B: Enzym.*, 4, 237-252.
14. Suzuki T., Kasai N., Minamiura N. (1994) A novel generation of optically active 1,2-dials from the racemates by using halohydrin dehydro-dehalogenase. *Tetrahedron: Asym.*, 5, 239-244.
- 15.(a) van Hylckama Vlieg J. E. T., Tang L., Spelberg J. H. L., Smilda T., Poelarends G. J., Bosma T., van Merode A. E. J., Fraaije M. W., and Janssen D. B. (2001) Halohydrin dehalogenases are structurally and mechanistically related to short-chain dehydrogenases/reductases. *J. Bacteriol.*, 5058-5066; (b) Copley S. D. (1998) Microbial dehalogenases: enzymes recruited to convert xenobiotic substrates. *Curr. Opin. Chem. Biol.*, 2, 613-617.
16. Kotsuki H., Shimanouchi T., Ohshima R., and Fujiwara S. (1998) Solvent-free organic reactions on silica gel supports. Facile transformation of epoxides to β -halohydrins with lithium halides. *Tetrahedron*, 54, 2709-2722.
17. Das B., Venkateswarlu K., and Krishinaiah M. (2007) Synthesis of β -chlorohydrins in water. *Helv. Chem. Acta.*, 90, 149-152.
18. Matloubi Moghaddam F., Saeidian H., Mirjafary Z., Jebeli Javan M., Moradi Farimani M., and Seirafi M. (2009) Convenient synthesis of chlorohydrins from epoxides using zinc oxide: Application to 5,6-epoxystosterol. *Heteroatom Chem.*, 20, 157-163.
19. Gomes Constantino M., Lacerdo J. V., and Aragao V. (2001) Niobium pentachloride catalyzed ring opening of epoxides. *Molecules*, 6, 770-776.
20. Xu L. -W., Li L., Xia C. -G., and Zhao P. -Q. (2004) Efficient synthesis of chlorohydrins: ionic liquid promoted ring-opening reaction of epoxides and TMSCl. *Tetrahedron Lett.*, 45, 2435-2438.
21. Nakajima M., Saito M., Uemura M., and Hashimoto S. (2002) Enantioselective ring opening of meso-epoxides with tetrachlorosilane catalyzed by chiral bipyridine *N,N'*-dioxide derivatives. *Tetrahedron Lett.*, 43, 8827-8829.
22. Thakur S. S., Li W. -J., Shin C. -K., and Kim G. -J. (2006) Asymmetric ring opening of terminal epoxides via kinetic resolution catalyzed by new bimetallic chiral (salen)Co complexes. *Chirality*, 18, 37-43.
23. Bruns S., and Haufe G. (1999) Catalytic asymmetric ring opening of epoxides to chlorohydrins with mild chloride donors and enantiopure titanium complexes. *Tetrahedron Asym.*, 10, 1563-1569.
24. Aghapour G., Afzali A., and Salek F. (2009) Facile, high regio- and chemoselective conversion of epoxides to β -chlorohydrins using chlorodiphenylphosphine under solvent-free conditions. *Indian J. Chem.*, 48B, 231-236.
25. Nikpour F., Mozafari R., and Mohammadi Mogaddam B. (2009) Regio- and stereoselective reaction of α -epoxyketones with $AlCl_3$: an efficient approach for the synthesis of functionalized β -chlorohydrines. *J. Chin. Chem. Soc.*, 56, 404-407.
26. Badalassi F., Klein G., Crotti P., and Reymond J. -L. (2004) Fluorescence assay and screening of epoxide opening by nucleophiles. *Eur. J. Org. Chem.*, 2557-2566.
27. McCluskey A., Leitch S. K., Garner J., Caden C. E., Hill T. A., Odell L. R., and Stewart S. G. (2005) $BiCl_3$ -mediated opening of epoxides, a facile route to chlorohydrins or amino alcohols: one reagent, two paths. *Tetrahedron Lett.*, 46, 8229-8232.
28. Roy C. D., and Brown H. C. (2007) A highly regio- and chemoselective synthesis of vicinal bromohydrins by ring opening of terminal epoxides with dibromoborane–dimethyl sulfide. *J. Organomet. Chem.*, 692, 1608-1613.
29. Reddy M. A., Surendra K., Bhanumathi N., and Rao K. R. (2002) Highly facile biomimetic regioselective ring opening of epoxides to halohydrins in the presence of β -cyclodextrin. *Tetrahedron*, 58, 6003-6008.
30. Majeric Elenkov M., Tang L., Meetsma A., Hauer B., and Janssen D. B. (2008) Formation of enantiopure 5-substituted oxazolidinones through enzyme-catalysed kinetic resolution of epoxides. *Org. Lett.*, 10, 2417-2420.
31. Soroka M., Goldeman W., Malysa P., and Stochaj M. (2003) Comments on a conversion of epoxides to halohydrins with elemental halogen catalyzed by phenylhydrazine: Tandem electrophilic

- halogenation of aromatic compounds and epoxide ring opening to halohydrins. *Synthesis*, 2341-2344.
32. Smitha G., and Reddy C. S. (2004) Facile and regioselective conversion of epoxides into β -chlorohydrins using $ZrCl_4$. *J. Chem. Res.*, 4, 300-301.
33. Yadav J. S., Subba Reddy B. V., Reddy P. M. K., Dash U., and Gupta M. K. (2007) Indium(III) bromide catalyzed cleavage of cyclic and acyclic ethers: An efficient and practical ring opening reaction. *J. Mol. Catal. A: Chem.*, 271, 266-269.
34. Wang L. S., and Hollis T. K. (2003) Demonstration of a phosphazirconocene as a catalyst for the ring opening of epoxides with $TMSCl$. *Org. Lett.*, 5, 2543-2545.
35. Garrett C. E., and Fu G. C. (1997) π -Bound phosphorus heterocycles as catalysts: ring opening of epoxides with $TMSCl$ in the presence of a phosphoferrocene. *J. Org. Chem.*, 62, 4534-4535.
36. Azizi N., Mirmashhori B., and Saidi M. R. (2007) Lithium perchlorate promoted highly regioselective ring opening of epoxides under solvent-free conditions. *Catal. Commun.*, 8, 2198-2203.
37. Tamami B., Ghazi I., and Mahdavi H. (2002) Polyvinylpyrrolidone/thionyl chloride as a new polymeric reagent for facile conversion of epoxides to β -chlorohydrins. *Synth. Commun.*, 32, 3725-3731.
38. Suresh V., Suryakiran N., Rajesh K., Selvam J. J. P., Srinivasulu M., and Venkateswarlu Y. (2008) Synthesis of chloroesters by the cleavage of cyclic and acyclic ethers using $La(NO_3)_3 \cdot 6H_2O$ as a mild and efficient catalyst under solvent-free conditions. *Synth. Commun.* 38, 92-99.
39. Zeynizadeh B., Baradarani M. M., and Eisavi R. (2011) A practical and eco-friendly method for conversion of epoxides to thiiranes with immobilized thiourea on $CaCO_3$. *Phosphorus, Sulfur, and Silicon*, 186, 2208-2215.
40. Eisavi R., Zeynizadeh B., and Baradarani M. M. (2011) Zeolite molecular sieve 4Å: a reusable catalyst for fast and efficient conversion of epoxides to thiiranes with thiourea. *Phosphorus, Sulfur, and Silicon*, 186, 1902-1909.
41. Eisavi R., Zeynizadeh B., and Baradarani M. M. (2011) Fast, efficient and regioselective conversion of epoxides to β -hydroxy thiocyanates with NH_4SCN /zeolite molecular sieve 4 Å under solvent-free conditions. *Bull. Korean Chem. Soc.*, 32, 630-634.
42. Zeynizadeh B., and Sadighnia L. (2010) A green protocol for catalytic conversion of epoxides to 1,2-diacetoxy esters with phosphomolybdic acid alone or its supported on silica gel. *Bull. Korean Chem. Soc.*, 31, 2644-2648.
43. Zeynizadeh B., and Yeghaneh S. (2009) A green protocol for solvent-free conversion of epoxides to thiiranes with Dowex-50WX8-supported thiourea. *Phosphorus, Sulfur, and Silicon*, 184, 362-368.
44. Zeynizadeh B., and Sadighnia L. (2008) Catalytic conversion of epoxides to 1,3-dioxolanes with phosphomolybdic acid (PMA) in solution and under solvent-free conditions. *Phosphorus, Sulfur, and Silicon*, 183, 2274-2279.
45. Zeynizadeh B., and Yeghaneh S. (2008) Solvent-free conversion of epoxides to thiiranes by thiourea/ NH_4Cl system. *Phosphorus, Sulfur, and Silicon*, 183, 2280-2286.
46. Paquette L. A., Crich D., Fuchs P. L., and Molander G. A. *Encyclopedia of Reagents for Organic Synthesis*, 2nd Ed, Wiley, Chichester.
47. Sabitha G., Satheesh Babu R., Rajkumar M., Srinivas Reddy Ch., and Yadav J. S. (2001) Highly regioselective ring opening of epoxides and aziridines using cerium(III) chloride. *Tetrahedron Lett.*, 42, 3955-3958.